

Year 3

Please find below a list of activities to complete during the week. It is not essential that all are done and do not feel limited by this if you have your own ideas too. At school, we do Maths and English every day and would like you to do so on weekdays. The tasks will be different each week. Science, PE and RE are done every week at school so these activities will change weekly. All other subjects are done on rotation so you have two weeks for these ones before new ones will be set.

If you have internet access, in addition to the websites previously sent out, there are also some websites that are offering daily lessons with videos, quizzes and online learning. These are ones we recommend: <https://whiterosemaths.com/homelearning/> <https://www.bbc.co.uk/bitesize> <https://www.thenational.academy/> If you would like more ideas for online learning and additional activities, please see the list of websites that was previously sent out or is available on the school website.

English

Focus: Persuasive Writing

This week we are going to do some persuasive writing. What is a persuasive text? A persuasive text is a text which argues a point of view, to convince the reader to agree with the author. In a persuasive text you have an **opening statement** to introduce your point of view, you have the **arguments** to state your point of view and reasons for each argument and finally the **conclusion** where you summarise your arguments and repeat your points of view. Remember persuasive writing is always written in the present tense. To make your argument flow you need to use **logical connectives** e.g. because, however, this shows, therefore. You could also use **time connectives** e.g. firstly, next and finally to sequence your arguments. Remember to use strong, clear, emotive language to help the reader to agree with you e.g. it is outrageous that..., I strongly believe..., it's disgraceful...its concerning...

Here is an example of a persuasive text

Children Should Stop Watching Television!

I strongly believe that watching television is bad for children. It is not educational, it creates laziness and it increases bad behaviour.


Firstly, because television involves watching, not thinking, it is not educational. When children are not thinking, they are not using their imagination, which is tragic! A lack of thinking and imagination can also affect a child's schoolwork.

Secondly, when watching television, students are sat for long periods of time. Sitting still for a long time can create bad habits like not wanting to play outside, which in turn can affect a child's health, weight and friendships.

Continues on next page

Finally, there are countless shows on television that are not appropriate for children to watch. Some of these show swearing, being mean, bad manners and fighting. If children watch shows that have these things in them, it's possible they will think these behaviours are OK in real life. This means that children could become rude and violent.

In conclusion, it's obvious that children watch too much television and should be stopped. This is because children's education, physical fitness and behaviour are at risk. Make yourself smarter, fitter and better behaved TODAY by not watching television!



Here are some examples of topics you could use for a persuasive text. Choose one you are passionate about and have a go at writing a persuasive text to persuade your reader.

- All children should receive pocket money.
- Persuade your parents to do something- a later bedtime, pizza for dinner etc
- Weekends should be three days.

I have attached some extra information you may find helpful when writing your text. I hope you are successful in your persuasions. Imagine a 3 day weekend!

Here's something just for fun!

Word ladder

Can you find your way from 'mess' to 'pack' by changing just one letter at a time, using the clues given?
The first one has been done for you.

mess

m i s s

to be late and not catch your bus

□ □ □ □

like fog

□ □ □ □

written reminder of shopping

□ □ □ □

final

□ □ □ □

not slow

□ □ □ □

true bit of information

□ □ □ □

a promise or vow

pack

Ongoing: Daily reading is a key priority. Make sure you discuss the text and are able to answer questions about it.


Maths

Focus: Shape

Year 3 Maths Everywhere – Shape division?

Gather some lolly sticks, twigs or drinking straws.


Select a random number of sticks or straws and decide how many of the same shape that you can make. If there are remainders use them to create different shapes.



I think that I can make five hexagons with these and one quadrilateral.

I think that I can make seven quadrilaterals and one hexagon.

How many different shapes can you make? Remember to name them.



Time Tables

Times tables is a key priority for Year 3 with the expectation that you will know your 2's, 3's, 4's, 5's, 6's, 8's 10's and 11's by the end of the year. Continue to practise your times tables daily through the Times Tables Rock Stars website, the times tables flash cards that you have been given, games (see sheet you have been given) or simply writing them out and chanting them.

Science

Focus – Light

This week I want you to think about the words- opaque, transparent and translucent. If you are not sure about what they mean use a dictionary or research each word on the internet. Although remember to be safe when using the internet for research and always include 'for kids' in the search to make sure it's appropriate for children.

This week in science I would like you to do an investigation. Mrs Brand needs to choose a material to make some new curtains for her baby's bedroom. The curtains need to block light so that the baby doesn't wake up too early. She would like you test different materials you have around your house to see which material is best for blocking out the light. First- write a list of the materials you are going to test. Then sort them based on whether they are- opaque, transparent or translucent. You could record this in a table. Finally write a conclusion to help Mrs Brand choose which material is best. You could use this writing frame:

I chose _____ for the new curtains. When I tested it, this material _____

I think it will be good for the new curtains because _____

Focus: Aboriginal Art

Aboriginal artwork is artwork created by the native people of Australia. The art was often used to tell a story, or to pass on beliefs, ideas and customs to future generations. Here is an example of some aboriginal artwork. They are often made up of lots of small dots or lines. Can you have a go at creating your own aboriginal artwork. If you are using paint you could use an earbud to create the small dots.



History

Focus: Romans

This week we are moving onto a new topic – Romans. I would like you to use the link below to find out about the Romans. How did Rome begin? Who ruled Rome? What did Romans like to do in their spare time? What did Romans believe? And finally how did it all end? Once you have gathered all your research - can you create a Romans fact file?

<https://www.bbc.co.uk/bitesize/topics/zwmpfg8/articles/z2sm6sg>

PE

Focus: Invasion Game Activities

Play Piggy in the Middle to practise **passing and moving into space**. You will need two other players. Two players throw the ball to each other, while the third player stands in the middle and tries to **intercept** the ball. If they do intercept it, the player who passed it then moves to stand in the middle and the game starts again. This can also be played by kicking a soccer ball to each other.



Remember to try and keep active every day, whether you use these ideas, do a Jo Wicks workout, just dance or just take a walk.

Focus: School Subjects

Les Matières

Les maths = math
Les sciences = science
L'anglais = english
Le sport / L'E.P.S. = games/P.E
L'histoire = history
La géographie = geography
La religion = R.E.
L'art dramatique = drama
La musique = music
L'informatique = computing
La technologie = technology
Le dessin = art
Le français = french

Have a go at saying which subjects you like and which subjects you don't like.

Remember - J'aime- I like ... / Je n'aime pas – I don't like...

E.g. J'aime le dessin. Je n'aime pas la musique.

DT

Focus: Evaluating Packaging

This week I want you to find lots of different packaging in your house. Have a look at them. What is the purpose of the structure – protecting, containing, presenting? What material is it made from? How has it been constructed? Are the materials recyclable or reusable? How has it been stiffened i.e. folded, corrugated, ribbed, laminated? What size/shape/colour is it? What information does it show and why? How attractive is the design? Take one of the small packages apart – can you identify and discuss the parts of a net including the tabs e.g. how are different faces of the package arranged? How are the tabs used to join the 'free' edges of the net? Evaluate each package to determine which designs you think are the most effective. Have a look at the graphics including colours/impact of style/logo/size of font e.g. what do you prefer and why? You could even create a table to record your findings.

RE

Focus: Islam- Eid

This week we are going to think about the traditions related to Eid. Do you know what Eid is and why it is celebrated?

Here is a link to help you find out more about Eid.

<https://www.bbc.co.uk/cbeebies/puzzles/lets-celebrate-eid>

To join in with the Eid celebrations I thought it would be nice to create your own Eid card to celebrate the festival or have a go at designing your own Henna pattern (on paper!). Use the ideas in the video to help you.

Computing

Focus: Programming Turtle Logo and Scratch

Do you remember learning about Turtle Logo and Scratch in year 2. Have a go at using Turtle Logo [-https://turtleacademy.com/lessons/1?lang=en_US&lang=en_US](https://turtleacademy.com/lessons/1?lang=en_US&lang=en_US) and programme the turtle to make a square. Now try creating a rectangle. If you haven't got internet access remember you can just programme a person to move or a toy by writing down the instructions and then following them.

Remember:

Forward- fd

Backwards- bk

Right turn- rt90

Left turn- lt90

And if you want to repeat a command you can write repeat 4 (fd 100 rt90)

Have an explore and see what you can do! Don't forget if you make a mistake you can always 'debug' it!

PSHE

Focus: Changing me

Can you draw three pictures in sequence to show changes that happen for the baby: from birth, to being a child/young animal, to being fully grown. Can you write a short description about the changes that occur as the baby grows into an adult? Think about how you have changed since you were a baby and to write two changes and two ways you are more independent now than you were as babies.