

## Pear Class (Reception)

### Week beginning 20th April 2020

I hope these activities find you all safe and well. I am trying to plan fun activities so that home learning is not too stressful for you all during this awful time. Please remember to adapt the activities to suit you and your child.

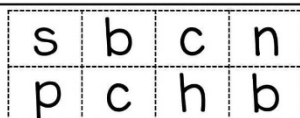

I am looking forward to seeing of the home learning that has taken place once we return back to school.

Take care and stay safe.

Miss Hurley






### Phonics

#### **Beginning Sounds**



Draw pictures of CVC objects, like the ones above into your child's home learning book. Can they write the beginning sound? If they struggle to hear the sound, write down a selection for them to choose from. Challenge: can you write the whole word? Super challenge: Can you write a sentence for each picture?

Super Challenge: Read the sentences below, which one matches each picture? Draw your own picture in your learning book and write the correct sentence.

	I sat on the mat.
	He is very mad.
	The cat had a nap.
	I can see a bat.
	We have a big van.
	Dad has a red cap.
	Mom likes her bag.
	I like to eat jam.
	We sat in the cab.
	It is a sad rat.

### Maths

**This week we are looking at money. Vocabulary – coins, notes, value, amount and change.**

Spend the week exploring money. Sorting it, finding out the value of each coin, play exchange – for your five pennies, I will give a five pence piece. In addition, how we use money in everyday life.

Create a shop and price tags – start with prices up to 10p and increase as your child gets more

confident. Give your child pennies to go shopping with at first – giving and receiving change is quite a tricky concept when you are starting to learn about money.



### Creative

Design and make boats out of tin foil and paper. Do they both float? Which boat can hold the most pennies before it capsizes? Challenge: Record your findings in your home learning book.



### Literacy

Choose your favourite book that you have read so far and create a story map. Draw a large road on a piece of paper, card or wallpaper. Plot the story, in pictures, from the beginning to the end on the road. Challenge: Can you write labels or phrases from the story? Super Challenge; can you retell the story to someone using your map?



Writing – Make some posters to go around your house. For example – Keep your bedroom tidy; Wash your hands for 20 seconds.



### Knowledge and Understanding of the World

Your challenge is to grow something using teatime leftovers!

**You will need:**

- Carrot top (needs to have some root growth remaining on the top)
- Shallow dish or saucer
- Cotton wool balls

**What to do:**

All you need to do is add a layer of cotton wool balls to the dish and place the carrot top on top. Add enough water to the cotton balls so that they are damp but not flooded with water, then place your dish in a sunny spot like a windowsill. Now you have your own observation station set up, make sure to check that your cotton balls stay damp throughout your growing period.

It will take a little while to get going, but once your carrot top starts it will grow quite quickly. Talk about what you notice happening. Make a growing diary and record how it changes.

If you catch the veggie-growing bug, leeks, spring onions and garlic can all be easily regrown from leftovers.



**Physical**

Joe Wicks will be taking live PE lessons every morning at 9am Monday to Friday.

[https://m.youtube.com/user/thebodycoach1?fbclid=IwAR1Y-Mhd8O5-Ba4gAMA17qdJ\\_Tm89jHZazuxnyvDO61E5gyPB6bdRlvrWb4](https://m.youtube.com/user/thebodycoach1?fbclid=IwAR1Y-Mhd8O5-Ba4gAMA17qdJ_Tm89jHZazuxnyvDO61E5gyPB6bdRlvrWb4)



**Or try these dance lessons at 11:30am**

<https://facebook.com/events/s/oti-mabuse-kids-dance-classes/706734256732698/?ti=icl>

Alternatively make up your own circuit of activities – 10 star jumps, 10 squats, 10 bend and touch your toes. How many times can you repeat your circuit in two minutes?

**Personal, Social and Emotional Development**

*Put a bear in your window for  
our friends to see*



*When you go out for a walk,  
you can go on a bear hunt*