

Year 4

Week beginning: 4th May

Please find below a list of activities to complete during the week. It is not essential that all are done and do not feel limited by this if you have your own ideas too. At school, we do Maths and English every day and would like you to do so on weekdays. The tasks will be different each week. Science, PE and RE are done every week at school so these activities will change weekly. All other subjects are done on rotation so you have two weeks for each.

If you have internet access, in addition to the websites previously sent out, there are also some websites that are offering daily lessons with videos, quizzes and online learning. These are ones we recommend:

<https://whiterosemaths.com/homelearning/>

<https://www.bbc.co.uk/bitesize>

<https://www.thenational.academy/>

If you would like more ideas for online learning and additional activities, please see the list of websites that was previously sent out or is available on the school website.

English - topic: Picture inspiration!

This week we would like you to do some work based on a picture. We have given you one below with some activities you could do. This came from the www.pobble365.com website so if you prefer, choose your own picture from there and scroll down for the different activities. There is a different picture every day. Or use this one:



Story starter!

They had been waiting outside the clocktower all day. Soon, it would be time.

The cloud spat bullets of rain down upon the expectant crowd, before the droplets bounced off the taut canopies of the hundreds of umbrellas that flooded the cobbled square.

Eager eyes became glued to the long, black hands of the clock face. They seemed to be moving in slow motion, as if reluctant to reach the fateful hour; the fateful hour which would determine all their fates...

Sentence challenge!

Can you use similes to describe the scene?

The rain poured down like...

The closely packed umbrellas looked like...

The red umbrella stood out like...

The ferules of the umbrellas stood up like...

Sick sentences!

These sentences are 'sick' and need your help to get better.

It was raining. People stood in the rain with their umbrellas. The clocktower stood nearby.

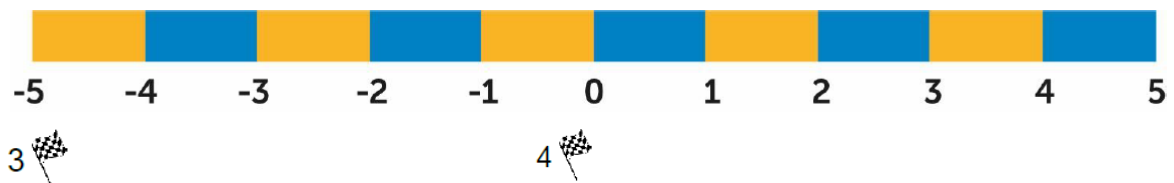
Ongoing: daily reading is a key priority. Make sure you discuss the text and are able to answer questions about it.

SPAG.com using your log in. New activities set weekly.

Lexia if you have a log in.

Maths - topic: Negative numbers

This week we would like you to explore negative numbers. Think about where we see negative numbers in real life. Use a number line to count up and down and to answer questions like the ones below. Try making up and answering your own similar questions.

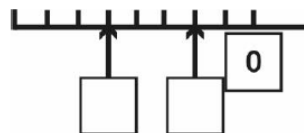


Spot the mistake in each sequence: What numbers could these be?

-4, -3, -2, 0, 1, 2, 3

5, 4, 3, 2, 1, -1, -2, -3

-6, -4, -2, 0, -2, 4, 6



Explain your thinking.

5 

Which of these pairs of temperatures has the smallest difference?

- 3°C and 5°C
- 5°C and 2°C
- 1°C and 4°C

6 

A building has floors from -2 in the basement to level 6.

Which of these are the furthest to travel?

- Between level -2 and 4
- Between level -1 and 3
- Between level 0 and 5

If you have internet access, there are some great daily maths lessons at the following websites:

<https://whiterosemaths.com/homelearning/>

<https://www.bbc.co.uk/bitesize>

<https://www.thenational.academy/>

Ongoing: Times tables is a key priority for Year 4, with the expectation that you will know all your times tables up to 12 x 12 by the end of the year. Continue to practise your times tables daily through the Times Tables Rock Stars website, the times tables flash cards that you have been given, games (see sheet you have been given) or simply writing them out and chanting them.

Science - topic: Teeth, Eating and Digestion

1. Create a poster to explain all the things you need to do to keep your teeth healthy.
2. An additional task if you have any in the house, or can get a packet in weekly shopping, is to use a disclosing tablet to show you how well you are cleaning your teeth. Follow the instructions on the packet and take a photo of your teeth when you have chewed the tablet, before cleaning them again. It's a great way for the whole family to find out how well they are cleaning their teeth.



The dark pink areas have plaque and therefore are not being cleaned properly.

RE - topic: Special meals

This time we would like you to find out how shared meals are special within Sikhism. There are two videos you can watch online that can help you with this:

<https://www.bbc.co.uk/bitesize/clips/zmkq6sg>

<https://www.bbc.co.uk/teach/class-clips-video/religious-studies-ks2-the-gurdwara/z4qc8xs>

You can also do your own research into Sikh langar (shared meals). Write about what you have learnt and why this is important in the Sikh faith.

PE - topics: Tennis

Continue to practise your tennis skills if you can. Can you keep a rally going between yourself and someone else? How many times can you hit it between the two of you without missing? If you don't have a partner, try against a wall, batting it back each time. If you don't have access to a racket or ball, do not worry, you can keep yourself active in other ways – running, jumping, skipping or creating your own circuit of different moves. Also you can keep active every day using ideas from Joe Wicks, BBC Supermovers or Change 4 Life websites.

Geography - topic: How is our environment changing? (2 week task)


Last time you thought about how your local area has changed. This week, we would like you to tell us about how the environment is changing around the world. What changes are you aware of or can find out about? What do you know about how our climate is changing? What effect is this having on people and the planet? What other changes are happening around the world – both natural and human controlled changes?

History - topic: Vikings (2 week task)

We are coming towards the end of our Viking topic! This time please read source sheet 3 and look at the map that you have been given. What can you tell about the different Kings and the battles that happened when they ruled? What was happening between the Vikings and the Saxons? How did the balance of power change? You could also do some extra research into the struggle for power between the Vikings and Saxons.

Art - topic: Viking and Celtic designs (2 week task)

We would like you to create some Viking or Celtic designs. Look at these pictures for ideas. You can draw, use paint or even printing. You could even use string to create your own printing block if you wish. If you are able to, you can also do some extra research into this style of art.



DT - topic: Food technology (2 week task)

This week, we would like you to use all your knowledge about a balanced diet and hygiene to design (and maybe make) a healthy main item for a picnic. This could be a sandwich, bagel, wrap, muffin etc. Draw and label your design, then write a clear plan of all the stages needed. If you are able to make it, write an evaluation of what was successful and what could be improved.

French - topic: Going shopping (2 week task)

Keep practising your numbers to 100 and the modes of transport from the sheets you were given. Also you can begin to learn the new vocabulary for this week – fruit. Try asking the question as well as saying what you like in a sentence.

Qu'est-ce que c'est ? [What's this?]

la pomme (f) [apple]

l'orange (f) [orange]

la banane (f) [banana]

la fraise (f) [strawberry]

la pêche (f) [peach]

la prune (f) [plum]

la poire (f) [pear]

les raisins (m) [grapes].

J'aime... [I like]

Je n'aime pas... [I don't like]

J'aime beaucoup... [I like ... a lot]

J'aime un peu... [I like ... a little].

Music - topic: Listen and appraise (2 week task)

This time, we would like you to listen to and tell us about a piece (or pieces) of music. This could be any style of music and could be something you know well or something new. Perhaps listen to the radio for a while and choose one of the pieces. Tell us about the style of the music, what instruments you can hear, what you like and don't like, how the music is structured or put together – is there an intro, verse, chorus, instrumental, bridge or ending? Is anything repeated? How does it make you feel? You have also been sent a log in for the Charanga music website. See Parentmail or the school website for how to access this.

Computing – topic: Word processing (2 week task)

If you have access to a computer, practise your typing skills. Try typing up one of your pieces of work from another subject. This week, try using the spell-checking tool – can you make sure that there are no errors in your work? How does the spell check tool work? When is it not so useful?

There are also lots of computing activities you can do online at:

<https://www.barefootcomputing.org/>

If you don't have access to a computer, continue your work about staying safe online. This time, tell us about how you can deal with online bullying. What should you do if you receive a message that you don't like?

PSHE – topic: Resilience

Discuss with your family or write about your reflections: How have you shown resilience recently? How might people need to show resilience with the current coronavirus situation? What can you do to keep yourself positive and bouncing back? Who are you proud of that has shown resilience?

Remember, you don't have to do it all. Breaks and play are very important too!
Happy learning!

Mrs Carroll and Mrs Baverstock