

Year 2

Week beginning: 4 May

Please find below a list of activities to complete during the week. It is not essential that all are done and do not feel limited by this if you have your own ideas too. At school, we do Maths and English every day and would like you to do so on weekdays. The tasks will be different each week. Science, PE and RE are done every week at school. All other subjects are done on rotation so you have two weeks for these ones before new ones are set.

If you would like more ideas for online learning and additional activities, please see the list of websites that has been sent out. There are also activities suitable for Year 2 at BBC Bitesize at <https://www.bbc.co.uk/bitesize/tags/z7s22sg/year-2-and-p3-lessons/1> and the National Academy at <https://www.thenational.academy/online-classroom/year-2#subjects>.

English – descriptive writing



Look carefully at this picture. If you would like to choose a different picture either look at www.pobble365.com or choose one you have at home. First of all, name what you can see such as the different animals, what is growing, the building etc. After that, add one or two words to describe what you have named, for example, a stripy zebra. Try to think of different description, not just colours. Then think about where everything is in the picture, these are some words or phrases that you might use to help: next to,

behind, in front of, inside, outside, underneath

Finally, use all of your ideas to write some descriptive sentences. Try to start these in different ways and use conjunctions to extend your sentences such as when, if, but, because, so, or, that.

Ongoing: Keep reading! Make sure you discuss the text and are able to answer questions about it. When you have read a book write some questions yourself and see if someone at home can use the book to find the answer. If you have read your school books, have a look at this website <https://www.booktrust.org.uk/books-and-reading/bookfinder/>. There are lots of books to choose from. You could also practise your phonics using games and activities on Phonics Play or Phonics Bloom (websites with free games).

Maths - topic: mass

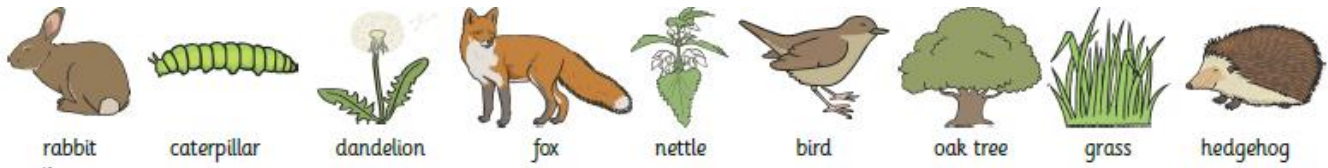
Look in your kitchen cupboards and find the mass of different items that are there. These will be in grams (g) or kilograms (kg). Write down the different masses. Then put the items in order of how much they weigh. Pick 2 items and compare their masses using vocabulary such as lighter than, heavier than, this weighs more than, this weighs less than etc. Do this with different items. Then write some number sentences using $<$ and $>$. For example, $50g < 100g$.

Ongoing number: Practise the 3 times table. Count up and down in 3s to practise. Write the times table out. Now get someone to give you a test. Practise doubling numbers. Once you are confident with one digit numbers have a go with 2 digit numbers. Remember to regroup them as 10s and 1s first. Double the 10s and double the 1s, then add the doubling together to find the total answer.

There are additional maths activities at <https://whiterosemaths.com/homelearning/year-2/>

Science - topic: living things and their habitats

In each habitat, every living thing relies on each other for survival. Have a think about a garden or park habitat. What animals and plants live there? Draw a food chain that you might see there. It should contain at least 3 living things. Use arrows to show what living things eat what. Clue: your food chain should begin with a green plant.



History - topic: VE Day celebrations

On Friday 8 May it will be 75 years since World War Two ended in Europe. People came together to celebrate the end of the war in London and where they lived. Below are some photos of the celebrations. Talk about what you can see in the pictures. What do you think people were thinking? How did they feel? Either find out more about VE Day or write a postcard to a friend imagining that you had been at one of these celebrations explaining all about it.



Geography – topic: where our food comes from

Have a look in your kitchen cupboards or the fridge. See what food items there are that come from different countries, such as strawberries from Spain or pasta from Italy. Draw the food and write down the country that it comes from. Then next to each one, draw the flag from that country and as a challenge see if you can find the different places on a world map.

RE- topic: religious leaders

Jesus told many stories. One he told was to help his followers understand about God's gifts to his people. You can watch it at <https://www.bbc.co.uk/bitesize/clips/z3pvcdm> Or here it is for you.

When you have read or watched it, think about which people deserved the banquet and why.



The story explains how a king sent invitations to people, inviting them to a banquet. However, none of the guests turned up, and when asked why, they all made excuses. The king decided to invite all the sick and poor people instead - all people were welcome who really wanted to come.

PE - topics: gymfit circuits

Here are some activities for you to try. Have a go at each one first, thinking of the best way to do it. Star jumps, step-ups (you could step up and down to and from the bottom stair or your front door step), shuttle runs (put out 2 markers and run between them), arm circles, squats and touching your toes. Once you have practised each one, do each activity for a minute, counting how many you complete. When you have done them all challenge yourself (after a drink of water and a rest) and see if you can beat yourself by doing more of each activity in a minute. Try keeping active every day using ideas from BBC supermovers or skipping.

Art - topic: natural art

Andy Goldsworthy is a British artist who used natural objects such as leaves, trees and stones to make sculptures. Look online or at the pictures below to find out more about him and his work. Describe some of his sculptures. Think about what he has used and why. You could also choose one to draw and label.



DT - topic: cars

To start our new topic on cars think about all the different types of transport that you know. Make a mindmap of them, drawing and labelling each one. Think about what you see on roads, on water, rails or in the air.

Music - topic: musical appreciation

What is your favourite song? Do you know what style of music it is? Is it Pop, Rock, Classical or something else? What instruments can you hear in the song? Is the song loud or quiet? Is it fast or slow? Is there a repeating phrase or hook? Why is it your favourite song? Can you ask each member of your family what their favourite song is and why?

PSHE – topic: relationships

Think about people who are important to you. They may be people at home, in your family, close to where you live or at school. Write a message to one of them, explaining why they are so important.

Computing – topic: programming

Using Turtle and Scratch we have been writing simple algorithms. There are more activities to try on <https://www.bbc.co.uk/bitesize/topics/z3tbwmn> Or you could write algorithms to draw different shapes. Remember the instructions we learnt: fd (forwards), bd (backwards, rt 90 (turn right) and lt 90 (turn left). Try drawing a square and a rectangle. Can you make them bigger or smaller?

Mrs Stephenson